



SIPA

Bulletin

Private Circulation to Members Only

Web : www.sipa.org.in
Email : sipagold@gmail.com

Vol.36 No.4

MAORI'S LAND
53

Oct - Dec 2024

ZANZIBAR
58

Quarterly

Editorial

PEX...PEX...PEX... STAMP...PEX Philatelic Exhibitions

In the present day philatelic life of a stamp collector, Competitive Exhibitions are part and parcel of the game. Exhibitions may come, exhibitions may go according to the whims and fancies of the organisers, whether it is an association or state managed, the plight of the young students doesn't seem to change. To tell the fact, competing and winning an award in an exhibition, whether it is district, state, national or international is the 'blood of life' for an involved stamp collector.

As such, on the whole, what are all can be the aims of 'Exhibitions'. Obviously in my opinion they can be,

- i. Giving awareness about philately to the unknown and general public, particularly to the young ones..
- ii. Providing a platform for the collectors to exhibit their wares and get judged about their product, an exhibit.
- iii. An avenue to get collectible philatelic material from professional dealers.
- iv. Setting up a museum of possible ideas, expressions, activity, utilising various philatelic items for everybody to enjoy.

It is a known fact that in every exhibition many lakhs of rupees are put into use, whether it is by the department or by the sponsors or as a combined project. When such a large amount is spent on a public, social cause, obviously the expectations about their usefulness or utility will be very high. On that count what will be the resulting end product? Will it be a number of additional new collectors in tens, hundreds or thousands due to the record foot falls of many thousands in two exhibition days.? Will a large percentage of the competitors, or rather award winners continue with the hobby, all through their lifetime enjoying the fruits to the core?

Exhibitions are for the development and spreading of the hobby. That is why exhibitions at various levels like school, district, region, state etc are being held at time intervals. As such they have to be planned and held in such a way that,



Student's moving in a dist. exhibition

1. The exhibitions should be held at popular locations having comfortable approach roads and transport facility and not at far away places from civilisation.
2. Being a hobby and pastime, people should be invited over weekends and holidays also and not during working days alone.
3. Wide publicity thro' posters and banners at prominent locations like post offices, bus stands, railway stations, marriage halls, movie theatres, schools etc. of the town.
4. Above all, the "bussed in" students should be allowed to stay as long as they wish in the exhibits area and dealer booths, and not like in temple 'sanctum sanctoriums'. It is preferable that students interested in stamps alone shall be brought from schools and they are there at least five in a class and hundreds in every school.
5. Philatelic guides shall be arranged from local associations to explain about the exhibits and philately to the few interested students.
6. The first step in philately is 'collection'. In the present scenerio, stamp dealers are the ones who can supply for young and old, novice and senior alike. Hence like the exhibits, they should also be treated comfortably with stalls at the entrance and front area with air, water and food at their stalls.

- Editor

* * * * *

PHILATELIC ITEMS ISSUED FOR RESERVE BANK OF INDIA PLATINUM JUBILEE LANDMARK

Mr. Abhijit De,
Philatelist, Chennai.
Life Member, SIPA

(Kindly excuse : mistakenly mentioned as concluded in the previous issue)

(Continued from Page 46. Vol.36.No.3)

7. Sculptures of Yaksha & Yakshini's are famous in Indian Mythology , as the copies at the RBI, Delhi entrance show, and sculptures found at archeological sites, have become world famous and have featured on some Indian stamps. Here are a few examples.



II.. Speaking of the Rs. 100 currency note , the Ocean going Dhow motif was changed from 1960 , to represent industrialization, and the Hirakud Dam from Orissa was introduced as the motif. A commemorative stamp on Hirakud dam was also introduced , which is shown here. (This Dam, on the Mahanadi River, is the



longest earthen Dam in the World, and was among the first multipurpose River projects started after gaining Independence.)

III. From 1975, intaglio printing of Rs. 100 and Rs. 500 currency notes took place. In the Rs. 100 note, apart from Hirakud Dam, paddy cultivation, and tractor ploughing, motifs that are visible on the R.B.I . Platinum Jubilee information Brochure were shown . In addition , tea plucking was also a part of the motifs related to agriculture, as seen in this definitive stamp .These were the motifs introduced when this Rs. 100 currency note was put to circulation ,and used till the Himalayan range was

introduced as a motif on the note when the Rs. 100 Gandhiji series of notes were introduced from 1996. The Himalayas were also shown on this Indian Definitive stamp



IV. When the first Rs. 500 series of notes were issued from 1987, Gandhiji's portrait was on it, but the watermark remained the Ashoka Emblem. The reverse showed the Dandi March statue located at Delhi (called Gyarah Murti), based on the sculpture by the famous artist, Devi Prasad Roy Choudhary . He had served as one of the first Indians to head an educational institution when he became the principal of the Madras School of Art in between 1928 to 1957. A stamp showing this statue is shown here.and this design has continued on the Rs. 500 note till the demonitisation in 2016.He is best known in Chennai for his statue on the Marina Beach called Dignity of Labour.



V. The Rs. 50 note was first introduced in 1975, with our previous Parliament House on the reverse , first without the flag on the flag post, then with a smaller flag, and finally with a bigger flag, till the new Gandhiji series of Rs. 50 notes were introduced after 2016. Two stamps of our Nation's old Parliament house were issued in 2007 and 2010 and are shown here .



VI. The Rs. 20 note introduced in 1975, to replace the note introduced in 1972 with the old Parliament house on the reverse, showed one of the intact wheels from the Sun Temple, Konarak, Orissa State. This motif was reintroduced on the Rs. 10 note in the new Gandhiji series of notes introduced after 2016. A setenant stamp issued on the Konarak Sun Temple and the wheel is shown here.



VII. A Rs. 1000 note, in the Gandhi ji series was introduced in the year 2000, where achievements in agriculture , science and technology were highlighted, as already discussed. Indian stamps showing the subjects related to these subjects which was the motif used behind the Rs. 1000 note demonitised in 2016, are shared here. Since our currency note didn't carry a title to describe the picture used earlier , the stamps shared here help us understand the same.

VIII. The Rs.1000 note, introduced in 1951 as already discussed , showed the famous and historic, more than 1000 year old Chola Brihadeeswarar temple, for which a postage stamp was also issued, which is shown here.



R.B.I. Platinum Jubilee Coins

As part of the celebrations. 5 coins were minted, showing the R.B.I. Seal on one side, and the National emblem and value on the other side. The Rupees 75 coin was not put into circulation, and therefore had to be booked directly from the Mint that produced it, but the other 4 values, Re. 1,



Rs. 2, Rs. 5 and Rs.10 coins could be got from the coins in circulation at that time, from where I had collected them. Both sides of these 4 coins are shown here.

Publications Issued for the Platinum Jubilee celebraions

The following publications were also issued around the time of the R.B.I. Platinum Jubilee Celebrations . They have proved to be very useful in getting information and facts that have been used in parts of this article :

1. The revised and enlarged edition of the book, The Paper & The Promise, 3rd Edition , issued in 2009, published by Reserve Bank of India, Central Office, Mumbai, and written by Bazil Shaikh and Sandhya Srinivasan .
2. The Reserve Bank of India Monetary Museum , located on nearby Sir Phirozeshah Mehta Marg,in Mumbai had also published 4 booklets featuring some of the contents exhibited there. The entrance fee at that time was Rs. 10 per person, but during this celebration it was free of charge.

National Branding and the Central Bank of a Nation



Although most countries in Europe enjoy a common , borderless market and a common currency called the Euro , they still ensure that although they have surrendered their old national currencies like Drachma of Greece, Lira of Italy, Deutche Mark of Germany , Franc of France, etc etc.each country still retain their identity by ensuring that the reverse of each Euro or Eurocent coin minted in their country has a symbolic image of an object the public can identify with them , as can be seen on the 50 Eurocent , 1 Euro and 2 Euro coins shown here. Spain had shown their King ,or the portrait of their famous author Miguel de Cerventes who wrote their classic novel Don Quixote, on the reverse of their Euro coins, Germany has shown the famous landmark called Brandenburg Gate of Berlin on their coins, Italy has one of the famous works of Leonardo da Vinci , called The Vitruvan Man, and a portrait of their famous author Dante Aligheri , the author of classic narrative poems like Divine Comedy on their Euro coins, as shown here, and Greece has used an Owl , which one can see from the examples of their classic era coins on stamps shared earlier,as it was a symbol used by them from ancient times. (Greek and Roman coins of the classical period depicted their Mythological figures often) .The Owl was thought to represent the wisdom and foresight of Athena , the virgin goddess, who was one of the leading Goddesses , among the Pantheon of Greek gods



The Reserve Bank of India issued currency notes have also featured symbols and designs closely associated with our country , and in the latest series of currency notes , as shown here under , famous tourist monuments of India have been featured. In addition to the currency shared here, the Rs. 500 note features The Red Fort , Delhi on the reverse , and Rs. 200 note the Sanchi Stupa ,but the Rs. 5 note continues the tractor motif, as this value is being



increasingly converted to coins.

Caption: The Indian currency notes after 2016 shows the following tourist landmarks on the reverse of the currency , starting with the 1. Rs. 10 currency note showing a wheel from the Sun Temple, Konarak,Orissa 2. Rs. 20 note showing the Ellora caves complex, Maharashtra, 3. Rs. 50 note showing the famous stone chariot at Hampi, Karnataka, and 4. Rs.100 note shows the Rani Ki Vav stepwell, at Patan ,Gujarat .As many Philatelists maybe aware , such tourist landmarks were featured on definitive stamps of the 1st and 4th series

Postage Stamps Related To Motifs On Post 2016 Currency Notes

After the recent withdrawal of the Rs. 2000 note introduced from 2016, all our currency notes, except the Rs. 5 and under notes, contain Tourist destinations of India as their Motifs on the reverse side. Many of these famous tourist sites were shown on the 1st Definitive stamp set issued after Independence , and on other stamps there after. Some of these stamps are shared here:

1. The Chariot Wheel from the Sun Temple of Orissa represented on the newest Rs. 10 stamp has already been discussed in an earlier section, where the relevant stamp is shown.

2. The famous Kailashnath Temple at Ellora, Maharashtra State, shown on the Rs. 20 currency does not have either a commemorative or definitive stamp issued by India. However it is shown on a My Stamp issued in 2016. Since I don't collect My Stamps, I don't have this stamp in my collection . There are many who are not able to differentiate between My Stamps and Commemorative stamps, and if you google this stamp, some have labelled it as My stamp. This temple is famous as it is a megalith carved as a single unit from a rock cliff face, and therefore curved from top to the bottom , making it a wonderful feat of engineering, given the great details seen there. . .

3. The Rs. 50 currency's monument is shown on this Definitive stamp where the chariot at Hampi, Karnataka State is shown.

4. The Rs.100 currency's stamps motif is represented on this commemorative stamp showing the

Stepwell called Rani Ki Vav, found in Gujarat State. It forms part of commemorative set of 16 stamps showing famous Stepwells of India, and this stamp is shared here.



5. The Rs. 200

currency's motif is shown on this Definitive stamp, representing the Buddhist Sanchi Stupa found in the State of Madhya Pradesh.

6. The Rs. 500 currency shows the Red Fort , Delhi , for which certain stamps are shared here.



Acknowledgements

The stamps ,coins, and currency notes used for this article are from my personal collection, and data for this article are compiled from reference to online sources like Wikipedia ,reports on the Platinum Jubilee of R.B.I from various newspaper news of that period found online, and the 2 books mentioned in an ealier paragraph . I am grateful to all these sources for the facts and details that are available there, as it helped to incorporate valuable details and make this article interesting.

Where photographs of some coins are not very clear, I have downloaded , clear ,relevant photos in my collection were of the same and used it in one case only (i.e. 1 Pice and 1 Anna , as I had only old, badly worn out coins in my collection).

(Concluded)

Author :

A full time devoted philatelist after retiring in 2011 from private companies including Bharat Petroleum. He is an accomplished and well known philatelic writer with depth and research on the topics of his choice. His participation in SIPA whatsapp group is quite informative and admirable with the 'variety' of his illustrations which shows the formidability of his collection of around six decades.



HEALTH STAMPS OF MAORI'S LAND

Edited by :
ROLANDS NELSON
President, SIPA

Editors Note :

Collectors were intrigued for many years that the New Zealand Health stamps were propagatory seals and it took them to go to the standard Catalogues to understand their postal validity



Since 1920 the New Zealand post office has used one of its annual stamp issues to help maintain Children's Health Camps.

The success of this gesture can be gauged by the fact that every year more than \$2,000,000 has gone to the camps from the surcharge for health on each stamp.

Originally established in 1919 in the country area of Turakina, near Wanganui, health Camps were designed to provide holiday health care for children with nutritional and minor physical problems.

Later they gave brief holiday relief for children during the depression years. The Camps now in existence still provide for children suffering with minor physical problems, but also help children suffering from social and emotional stress.

The idea of a Christmas seal on letters originated in Scandinavia was suggested as a source of funds for Health Camps by Mrs. Kirstine Neilsen of Norse wood. Her local Member of Parliament. Sir George Hunder, took up the suggestion and submitted it to the then Postmaster-General.

After consideration the Post Office rejected the idea of seals but recommended the issue of a stamp having a charity value as well as that of postage. Such stamps were already in use in a number of countries and has been approved for international use at the Postal Convention in Stockholm in 1924.

The Post Office favoured a suggestion that money raised should be used to support the School Medical Officer. Dr.Elizabeth Gunn, with a Hygiene. Dr.Ada Paterson gave the idea her full support and travelled throughout New Zealand enlisting support for the formation

or local Health Camp Associates, which later evolved into a National Federation of Health Camps. Dr.Paterson recognised early the possibilities of a Health stamp issue and strove to see the establishment of a tradition that has served New Zealand Children since 1929.

The design for the first Health stamp in 1920 was produced by Stanley Davis, who was on the advertising staff of the New Zealand Railways. He worked from the photograph of a nurse who had just qualified in the state final examination. Scarlet in colour, it was drawn in realistic style and with a simple slogan 'Help stamp out Tuberculosis'. The inscriptions 'Postage ID' " Charity Id", were also added. Typical of the formal decorative design style of the period the use of serif lettering and the border around the illustration was provided. This stamp is reproduction of one of the 1878 Health stamps'.



The success of the stamps, and also the camps, were assured when this first issue raised nearly \$5,000 for the Health Camp fund.

The decorative fussy design styles of the time reached a Climax in the smiling portraits of the 1932 issue background of ponga fern, mountains and lakes. The design was the work Mr. L.C.Mitchell.

Because of the world-wide depression at the time, few of these stamps were sold, and they are today highly prized by collectors.

From 1931 sales were further encouraged by the use of special cancellation slogans.

Symbolic themes were introduced with the dramatic portrayal of Hygeia, Goddess of health, in 1932. This was followed with the romantic interpretation of "the Pathway to Health" leading past a native cabbage tree and across fertile pastures into a blazing sun. The 1932 design was prepared by Messers. W.J.Cooch and R.E.Tripe working in collaboration.



The 1933' Pathway to Health' stamp was the work of Mr.J.Berry, O.B.E.

The design for the 1935 stamp was the work of Mr.S.Hall of the Postal Division of the General Post Office, Wellington. It symbolised the "Key to Health" with its realistic line drawing and decorative border it is similar in style to the earlier stamp, but the border this time is in the shape of a key hole, Centred in the key hole is the figure of child in a bucket of sand.



It was in 1935 that an intensive campaign to boost sales for the fund inspired the first Health Stamp First Day Cover designed by Mr.S.Hall. It was an immediate success and demand has increased annually with the continued production of the covers.

The First day cover design, a picture of a child on a beach, was printed in a deep chocolate colour. The inscription "Official Cover" appeared above the picture and "Health Stamp 1935" below. More than 5000 of these covers were sold. The slogan "Who said Health Camps" also appeared on the envelope.

The theme activity, introduced in 1935, has been repeated in issues featuring mountain climbing, ball games, girl guides and scouts, and general scenes of children at play. "Many of these stamps were the work of Mr.L.C.Mitchell who was involved in eight of the first 50 issues, James Berry, O.B.E. was in involved in 15 of them.



1935 Child on a Beach

The permanency of New Zealand's Health Camps was assured when Buckingham Palace accepted the suggestion that they would make a fitting memorial to the late King George V. Although the camps are no longer called the time not only showed the country's respect for the late King, but also the popular acceptance of and confidence in the camps.

The royal link with the camps has been maintained over the years with the use of royal portraits in the design of many health stamps.

The first of these, in 1943, featured the two Princesses, Princess Elizabeth appeared on the 2d + 1d stamp and Princess Margaret of the 1D + 1/2d. An interesting feature of the one of stamp was its triangular shape.



Princess Margaret



Queen Elizabeth



The words, "Postage" and "Health" appeared on the top two sides of the triangle, with "New Zealand" and the denomination along the base. English oak and native menuka completed the border design. The royal portraits were formal and direct. First day sales of \$30,000 suggested a repetition of the theme in 1944 when the princesses appeared together in girl guide uniform. This time the decorative motif made use of the native kowhai flower. Because of technical difficulties the 1944 stamp reverted to the rectangular shape and the triangle has never been repeated.



The young Queen Elizabeth, with her first baby. Prince Charles, featured on the 1950 health stamp in an informal mother-and-child post. But perhaps the most informal royal health stamp was the 1963 stamp featuring Prince Andrew with a book. The 1973 portrait of Prince Edward reverted to the formality of former years.



Prince Charles

From a design point of view the sensitive and delicately simple presentation of New Zealand birds in a popular thematic series from 1959 - 1962 and 1964 - 1966 was one of the highlights of earlier Health stamp production.





The 1968 Health Stamps were the second issue of the series depicting sport.



As the Olympic Games were being held that year, two of the most popular Olympic sports and ones in which children of all ages participate, athletics and swimming, were depicted on the 1968 Health Stamps which have been designed by Mr.L.C.Mitchell, Wellington.

The 3½c stamp (2½ postage plus 1c health) will feature the running figure of a boy athlete breasting the finishing tape. This stamp has a green background with the boy wearing a black singlet and black shores.



The 4c stamp (3c postage plus 1c health) show the head and shoulders of a young girl swimming. The background is blue, the girl's bathing cap is white and her costume black.

Originally issued just before Christmas, Health stamps are now released in August so that they don't clash with the newer tradition of Christmas stamps.

The 50th issue of Health stamps in New Zealand was marked by the release of two new stamps of August 1978. Allan Mitchell of Wellington designed the issue.

A stamp - on - stamp treatment of the original 1929 design commemorates the anniversary of Health stamps. (10c+2c).



The second stamp (12c + 2c) recognises the work of the National Heart Foundation, and features a colourfully depicted heart operation together with the Foundation's emblem.

Both stamps have gold coloured borders. Since the first Health stamps appeared almost 50 years ago design have undergone huge changes, perhaps indicative of changes in society itself. Characteristic of the modern era of New Zealand stamps is a new freedom of approach and a trend towards more stylised design and the use of brighter colours.

Designs as mentioned below were continued further :

- 1983 - Cats
- 1984 - Horses
- 1985 - Royal Family
- 1986 - Childrens Painting
- 1987

Health stamps and First Day Covers continue to contribute towards providing healthy breaks away from

home for children who might otherwise never have the experience at all.

(Courtesy : New Zealand P.O. Philatelic Bulletin. First day & Souvenir Covers shown are from the author's collection.)

* * * * *

LONGEST-LIVED DESIGN

The first Sudanese post office opened in 1867 and Egyptian stamps were used until 1 March 1897 when Egyptian stamps overprinted "SOUDAN" in the English and Arabic alphabets came into use.

Sudan was jointly administered by Great Britain and Egypt until 1954, becoming fully independent on January 1956. In preparation for self-government, stamps were prepared for issue but were inscribed with "SELF-GOVERNMENT 1953" instead of "SELF-GOVERNMENT 1954". This error was only picked up after they had been released to the Sudan Agency in London. They were immediately invalidated and therefore none could be used for postage.



The stamps released in 1954 were based on the original design produced by E.A.Stanton for its first definitive stamp series in 1898 depicting an Arab postman on camel-back. The 1898 design holds the record for the longest use, continuing unchanged until 1941 and then being used again from 1948 to 1951, a total period of 53 years. E.A. Stanton persuaded the Sheik of the Howawir tribe to pose for the initial sketch of the stamp. Stanton was a philatelist, possibly the first one to design a stamp. The design later became the national symbol of Sudan and was used for the 1954 stamp and on the obverse of some of the Sudanese coins also. 50 years after his first design was used Stanton, who was by this time a Colonel, was commissioned to prepare the 1951, 50p, stamp.

* * * * *

NOSTALGIA SIPA - 1964 FROM BOMBAY (60 YEARS AGO) STAMP EXHIBITION IN MADRAS

(The South Indian Philatelists' Association is holding a stamp exhibition in Madras in the middle of the month. SIPA has to its credit a few shows which has brought life to philately in South India's capital. We have pleasure in giving a brief story of the SIPA - **Editor, Philatelic Journal of India**)

A joint venture of the South Indian Philatelists' Association and the United States Information Service, Madras will result in an interesting Stamp Exhibition in South India in the middle of February, 1964. This exhibition has months, planning behind it and I am assured it will create tremendous interest amongst the stamp collectors and non-collectors.

The South Indian Philatelists Association is an active organisation in South India formed a few years back by a handful of keen philatelists of Madras, like Mr.G.Balakrishnas Das on the initiative of the late Mr. S.Varadarajulu Chettiar of Nellikuppam. Rev.Mr.Christudoss of the Danish Mission in Madras became the first President of the Association.

The S.I.P.A has to its credit a few exhibitions in the short span of its very active life. It was at the suggestion of Mr. M.L.Tannan of Bombay and an active member of the Governing Council of Philatelic Society of India who addressed one of the monthly meetings of the S.I.P.A that the first exhibition was arranged in December 1959, on a small scale. The exhibition had tremendous support including that from Sri.S.T. Srinivasa Gopalachariar co-operation with the U.S.I.S. Madras. In the U.S.I.S. the S.I.P.A. has found one of the staunch supporters of philately in and around Madras. The U.S.I.S. premises and their staff were always at the disposal of S.I.P.A. for stamps exhibition and their various other activities.

Another exhibition was held in 1962. Backed by the experience of these exhibitions, the S.I.P.A. have embarked upon a larger show in the middle of February 1964 at Madras. A souvenir is being published on the occasion which will include articles from well-known philatelic personalities in the country and abroad.

The Society holds monthly meetings in Madras. Very often distinguished persons including officers of the P&T Dept. are invited and have exchange meetings.

The S.I.P.A. Exhibition **will be inaugurated** by none other than the **Chief Minister of Madras, Shri Bhaktavatsalam** at the U.S.I.S. library. Dr. Albert Franklin, US. Consul General has kindly consented to preside over than function.

The exhibition will be inaugurated on the 12th February at 6 P.M. and will remain open for the public from 13th to 21st February between 10a.m to 6.30p.m Prizes will be announced and destributed on the concluding day.

The participants from "home" include Major V.S.Rajagopalan, V.N.S.Rao, K.Srinivasan, G.M.M.Das, Rev. Fr.G.V.I. Sama, J.J.V.N. Desappa, S.Chatterji, A.M. Darol Das, K.D. Dinshah, Dr. Joseph, Dr. S.P. Ray and others. There will also be a junior Section.

In the official group are the exhibits from Indian Postal Department (Design & Proofs); U.N.P.A. (Human Rights issues), WHO (Freedom from Hunger Companion) International Red Cross Organisation (Red Cross Centenary) U.S.A. Designation Proofs of U.S. (Ximas and Roosevelt stamps) Cardinal Spellman Philatelic Museum (Indian Air Mail stamps).

On view will be early Indian Cancellations, Indian Lithographs, Stamps of India, Thematics, Commonwealth, Indian States, Bhutan, Nepal, United Nations, United States of America etc.

The postal department has provided a special cancellation which will be given on all the days of the exhibition.

Further details can be had from South Indian Philatelists' Association, 54 Burkit Road, Thyagaraja Nagar, Madras - 17.



(Courtesy : Philatelic Journal of India Feb, 1964.)

* * * * *

INDO-AMERICAN STAMP EXHIBITION FROM NEWYORK

By S.Sohan Singh Chowdery

Indian and American stamps were on display for a ten-day period at the Indo-American Stamp Exhibition which opened February 12, 1964, in the American Library in Madras. It was sponsored by the *South Indian Philatelists' Association* in cooperation with the *United States Information Service*. Presenting at the opening was Dr. Albert B. Franklin, U.S. Consul General in South India.

Mr.M.Bhaktavatsalam, Chief Minister of the Government of Madras, stressed the appropriateness of choosing Lincoln's birthday to inaugurate the display. Such exhibits promote the concept of the oneness of the world, he stated, and added that he had occasion to observe the keen interest the American people and their postal authorities take in philately during his tour in the United States in June of 1963. He remarked about a large volume of stamps which was presented to him when he participated in a function in connection with the "Freedom from Hunger" campaign during his U.S. visit. He congratulated the Association for the very interesting and instructive exhibits.

Dr. Franklin discussed the salutary effect of stamp collecting on Franklin D.Roosevelt, and how the hobby had invested the great U.S. President with the sense of history and geography. He mentioned Eleanor Roosevelt's interest in new United Nations stamp issues, and how she herself has become the subject of stamps in many countries, including India. Her picture adorns the first day cover which was issued on this occasion. The Consul General also announced that a Kennedy memorial stamp was to be issued in the United States on May 29th.

In his welcoming speech, S.Ramaswamy, President of the Association, thanked the American officials in Madras for assisting in the exhibition, and V.N.Srinivasa Rao proposed a vote of thanks.

In addition to the Indian stamp panels, the exhibit included panels from the U.S. Postal Administration, the United Nations, the World Health Organization, and the Cardinal Spellman Philatelic Museum. An U.S.I.S. exhibit on the theme "History as Seen through a Nation's Stamps" was also on view.

The Indian Postal Department had arranged for first day covers to be cancelled with a send reading "Indo American Stamp Exhibition 1964."

Congratulatory messages were received from India's President and Vice President and from U.S. Ambassador Chester Bowles.

The special souvenir covers which the South Indian Philatelists Association prepared for the occasion bear the likenesses of Prime Minister Nehru and the late U.S. presidents, John F. Kennedy and Abraham Lincoln.

Prizes were awarded on February 19th for the best exhibits; there were over 100 entries. First prize went to the Rev.Fr.Sama, of Palayamcottai for his "Pre-Independence Stamps of India". Second prize was won by V.N.Desappan, of Madras, for his Post-Independence exhibit. In the thematics section T.A. Natarajan's "Stamps, Design, and Originals" was judged the best. Among the Juniors first and second prizes went, respectively, to G.Manoharan and Miss Amruta, for their "football" and "birds" displays. Dr.S.C.Ray's collection entitled "Art and Culture on Stamps" was given the American Philatelic Society's Award of Distinction.

Abraham M.Sirkin, Director, United Status Information Service, presided over the activities on this occasion, and distributed the prizes. He said that stamp collecting goes a long way in the promotion of international understanding. It helps to improve one's knowledge of the history, geography, and culture of different countries. He mentioned also how it inculcates such qualities as discipline, patience, and perseverance.

Mr. Sirkin lauded the fact that one of the objects of the Association is to create interest in young people in the hobby of stamp collecting. Earlier on this occasion V.N.Srinivasa Rao welcomed the gathering, and Madan Mohan Das proposed a vote of thanks to those responsible for the exhibition.

The exhibition had more than 20,000 stamps on display and drew big crowds. Large numbers of school children attended with their teachers.

(Courtesy : Stamps, Weekly Magazine of Philately Newyork, March, 1964.)

* * * * *

PHIL-BITS

TASMANIA - Dead Country

Tasmania is the smallest and second oldest Australian State. Its history is closely linked with the early voyages of discovery and the glorious names of Tasman, Cook, Bligh, D'Entrecastaux, Flinders, Baudin, D'Urville etc.; also the penal settlement, the local aborigines and the bushrangers. The abundance of whales and seals in its waters attracted courageous sea captains from 'Old' and 'New' England'; its gold and silver mines brought German, Chinese, American, Italian and Irish adventures to its shores. It could have become a French settlement but for the Battle of Waterloo, or claimed by the Dutch who discovered it. After Queen Victoria's marriage to Prince Albert some village took German names, others today still bear Dutch and French ones. Their smallness often makes the postal history relating to the same, quite unique. Its military history is connected with Ladysmith, Gallipoli, Flanders, the Desert Campaign, Kokoda Trail, Tokyo Bay and more recently, Vietnam.

* * * * *

ZANZIBAR AND INDIA

Edited by : Rolands Nelson

Was Zanzibar a British commonwealth country as many thought, no it was only a British Protectorate. Today it is a 'dead country' as per the norms of philately. Yea, once Zanzibar is Tanzania today.

GEOGRAPHY

The philatelically dead country of Zanzibar consists of two main inhabited islands of Zanzibar and Pemba along with hundreds of finly within their international waters and small un inhabited latham island. Habited is lets and atolls of the coast of Tanganyika north of Dar-es-Salam. The Capital, Zanzibar, is on the western side of the island of that name. Both the islands are low-lying, the highest point being only 390 feet above mean sea level.



These are beautiful islands in the Sultanate of Zanzibar, with all the bustle and the clamour of the East, reaching down to the blue waters of the Indian Ocean. There is the enveloping sunshine which is missed in these temperate islands, the colour and the continuous animation of a varied and cosmopolitan population and the air, almost everywhere, fragrant with the scent of cloves, on which the country's prosperity so largely depends. In fact between them Zanzibar and Pemba produce over 90 percentage of the World's supply of cloves; and it is with this crop, therefore, the country is immediately associated.

Zanzibar has an area of 640 square miles and Pemba. 380 sq, miles. The mean temperature varies between 84°D and 76.6F but the tropical heat is tempered throughout the year by sea breezes Normal annual rainfall is approx 58 inches in Zanzibar and 73 inches in Pemba.

HISTORY

Historically, Zanzibar was an Arab and muslim sultanate, dependent upon the early sea power of the Arabs in the Indian Ocean. Indeed, Zanzibar owed its very existence, as a separate state, to the marine ventures of the Arabs, and the Britons of the Indian Ocean in the seventeenth Century and its survival into our owntime is in itself, an interesting historical anachronism.

About the year 1500, it was occupied by the Portuguese as a base for territorial expansion on the

mainland. This venture being futile, it was seized by the Arabs of Oman, in the Persian Gulf, two centuries later and annexed by them. Later the control of sultan of Oman was replaced by that of sultan of Muscat in 1832. But in 1861 Zanzibar, while still retaining its Moslem ascendancy, because independent under its own Sultan. However, this arrangement proved futile and incapable in preventing German encroachments in the vast hinterland of East Africa which the sultan of Zanzibar had hitherto regarded as his own preserve.

The German annexation of East Africa (Present Tanganyika) constituted a threat to the separate identity of Zanzibar itself. In 1890 the Sultan accepted the offer of British Protectorate and so Zanzibar became a British Protectorate in 1890 and Germany was happy in getting the North Sea Island of Heligoland.

Indeed, Zanzibar owes its very existence, as a separate state, to the marine ventures of the Arabs, the Britons of the Indian Ocean in the Seventeenth Century.

ECONOMY Zanzibar's economy is based on agriculture and marine products. Cloves are by far the most important crop with coconuts second. Until the establishment of clove industry, slavery had been the prime factor of the islands economy.

INDIAN CONNECTION

Because of its position and the prevailing trade winds or monsoons Zanzibar had close connection from the earliest times with India and countries bordering on the Persian Gulf.

For sometime the postal administration of Zanzibar itself a direct responsibility of the Indian Postal, Department and even after the administration was transferred to British East Africa in 1895 some influence remained. The Rupee (Indian Rupee - Silver) remained until Zanzibar entered the East African Currency Board in January, 1939. The Stamps of Zanzibar were, for the high values, expressed in rupees until that date although the anna values disappeared with the issue of 1908 postage stamps.

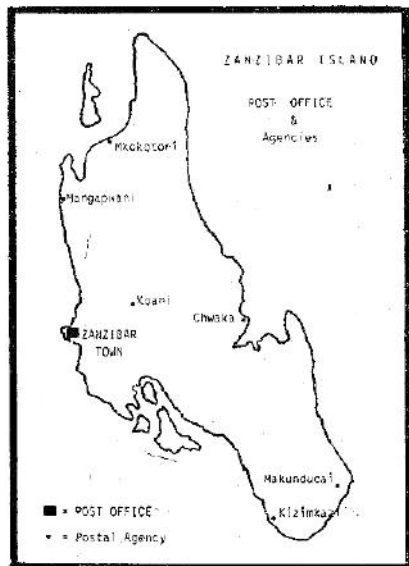
POSTAL HISTORY

The postal History of Zanzibar is one of unusual pattern compared to many islands of the area.

The early development of the Zanzibar post started with an Indian administered post office in 1868 but this was promptly closed in the following year.

The first post office was established properly in 1875, under the Director General of the Indian Postal Services. At first, Indian postage stamps were used, for the inexact correspondence which then emanated from Zanzibar, but not until November 1895, was the specific overprint, "Zanzibar" applied to these. It follows, therefore that the earlier Indian stamps, used in Zanzibar, can only be

recognised by their post marks. These Indian overprinted stamps continued until the end of 1896, when Zanzibar became member of Universal Postal Union, and the control of its postal services passed, the Post Master General of British East Africa. Hence the stamps of British East Africa, overprinted for use in Zanzibar, in 1896. Apart from then it seems that no "hand struck" stamps are known for Zanzibar.



Post Office and Postal Agencies of Zanzibar Island.
(There were also 3 Post Offices on Pemba Is.)

For the convenience of those who may have postally used covers of the early period from Zanzibar it is mentioned that Zanzibar had one Post Office which was situated in Main Street near the old fort but it also had six postal agencies which performed limited postal business :

CHWAKA	MAKUNDUCCI
KIZIMKAZI	MANGAPWANI
KOANI	MKOKOTONI

Pemba Island had three fully operational Post offices although all foreign mail at least would have travelled via Zanzibar Town. The Pemba offices were :

CHAKI CHAKI, WETI, and MKOANI

STAMPS

The first definitive stamps of Zanzibar are the set of September 1896 with their almost oppressive portrait of the then reigning sultan.

There is a good map of both Zanzibar and Pemba in the 25c value of the 1957 set.


The issues upto 1936, have a rather heavy and sinister oriental quality, which may make them more appealing for collectors in search of the unusual and exotic.

In the set, the various sultans are illustrated the striking island.

From 1896, till last Zanzibar had a continuous series of stamps, amounting in all to nearly 400 stamps, if we include the rather curious overprints and stamps for "Postage Due" purpose, issued in 1930 and used since to last. Most of these have attractive designs, perhaps the more interesting because of their oriental flavour, and although as an average they are not cheap stamps, they are less ruinous on the packet than one might reasonably expect the country inherits a strong sea-faring tradition, hence the ships of various sizes, from flimsy sailing canoes to majestic 'dhows' appear frequently in the stamps. Indeed, it is surely possible to make a detailed and specialised philatelic collection of Zanzibar, with no more than a modest budget which will be more rewarding because the field is an unusual and exotic one.

JOINS UPU

Joining Postal Union and this called for a 2½ annas denomination to cover the fare in letter rate. Supplies of the 2½ annas overprinted stamp not being sufficient stocks of the 1½ annas were surcharged "2½" in red in December 1895. On 11th May 1895 the 1 anna was similarly surcharged in black: on 15th August the 2 annas was given the surcharge in red and on 15th November the 1½ annas in red in a different type. The catalogue recognises seven different settings of the "2½" and there are many errors.



During June to August 1896, supplies of British East African stamps were overprinted "Zanzibar" as in the first series. The same varieties of overprint may be found. The stamps were ½, 1, 2½, 4½, 5 and 7½ annas.

These surcharges were rendered necessary because of the delay in the delivery of the first definitive stamps. These were recess printed by De La Rue & Co. on paper watermarked with a rosette. The design featured the portrait of Sultan Seyyid Hamed-bin-Thwain, the lower

denominations showing the crossed red flags of Zanzibar above the portrait, a palm tree flanking them on either side. The rupee values, larger in size, are similar except that the flags are shown on either side of the portrait. The stamps did not arrive in Zanzibar until a month after the death of the Sultan. The resultant demand amongst collectors and dealers for this posthumous issue so overwhelmed the Post Office that further provisionals became necessary.

The definitives were placed on sale on 20th September 1896. All had the flags printed in red, values and colours being ½ anna green, 1 anna indigo, 2 annas red brown, 2½ annas blue, 3 annas grey, 4 annas myrtle-green, 4½ annas orange, 5 annas bistre, 7½ annas mauve, 8 annas olive-grey, 1 rupee blue, 2 rupees green, 3 rupees purple, 4 rupees lake, 5 rupees sepia. The 5 annas is known bisected as a 2½ annas and the ½, 1, 2, 2½ and 8 annas are known without water mark. These are from the edge of the sheet.

The new provisionals were issued on 5th January 1897. They were 2½ annas surcharges in three types on supplies of the 4 annas myrtle-green stamp. In May 1898 the ½, 1, 2, 2½, 3, 4, 4½, 5, 7½ and 8 annas were printed on water marked Multiple Rosettes.

SULTAN'S STAMPS

It was not until the third year of the reign of Sultan Seyyid Hamoud-bin Mahommed bin Said that stamps bearing his portrait were issued. The frame design remained the same for both anna and rupee values as in the previous issue. Again, the flags were printed in red, the denominations and colour of the fifteen stamps in the series were as before, ½ anna green, 1 anna indigo, 2 annas redbrown, 2½ annas blue, 3 annas grey, 4 annas myrtle-green, 4½ annas orange, 5 annas bistre, 7½ annas mauve, 8 annas grey-olive, 1 rupee blue, 2 rupees green, 3 rupees purple, 4 rupees lake, 5 rupees sepia. In 1901 the colours of the 1 anna and 4½ annas were changed to carmine and blue-black respectively.



Upon the death of the Sultan he was succeeded by his son, Ali bin Hammoud, then a schoolboy at Harrow, so that for a time a Regency was established. Ali ascended the throne in 1905 under the title of Sultan Seyyid Ali bin Hamoud bin Naherud.

A number of provisional stamps were issued in 1904. Surcharged in words, they were "One" on the 4½ annas orange and 4½ annas blue-black, "Two" on the 4

annas myrtle-green, "Two & Half" on 7½ annas mauve and 8 annas grey-olive.

During Ali's minority, a new issue of stamps was made bearing his monogram supported by two lions holding flags. The values appear in Arabic in the top corners and in English in the lower, and as in previous issues, the rupee denominations are of larger size. The series comprised ½ anna green, 1 anna rose-red, 2 annas brown, 2½ annas blue, 3 annas grey, 4 annas deep green, 4½ annas black, 5 annas yellow-brown, 7½ annas purple, 8 annas olive-green, 1 rupee blue and red, 2 rupees green and red, 3 rupees violet and red, 4 rupees claret and red and 5 rupees olive-brown and red.

Stamps bearing the portrait of the Sultan were issued in May 1908. They indicated a change in currency, the rupee having been stabilized at about 1/6 and its division into 100 cents instead of 16 annas, as before. The cent values show a medallion portrait in two different frame designs of formal scrolls. The values from 1 rupee to 5 rupees show the head and shoulders of the Sultan under an Arabic arch, with his name appearing on either side. The high denomination stamps, 10 rupees to 200 rupees depict the palace with its fine clock tower, and, on the left, the harem buildings, as seen from the sea. A native fishing craft completes the scene. The set consisted of 1, 3, 6, 10, 12, 15, 25, 50, 75 cents, 1, 2, 3, 4, 5, 10, 20, 30, 40, 50, 100 and 200 rupees. The higher values are very rare stamps indeed.

Sultan Ali abdicated in 1911. He was succeeded by Sultan Kalif bin Harub, whose reign lasted until 1960. A set of twenty-one stamps was issued in 1913. Recess printed by De La Rue & Co. on paper watermarked Multiple Rosettes, the cents values showed the Sultan's portrait. Above the head appeared Cupid's head. This was later considered to be unsuitable and in later issues was replaced by a scallop shell. The rupee denominations from 1 rupee to 5 rupees pictured an outrigger fishing canoe whilst the 10 rupees to 200 rupees, showed a sea-going dhow. The series comprised 1, 3, 6, 10, 12, 15, 25, 50, 75 cents, 1, 2, 3, 4, 5, 10, 20, 30, 40, 50, 100 and 200 rupees.

WATER MARK

The Colonial Office having taken over the responsibility for the Protectorate, certain of the values were printed in 1914 on paper watermarked Multiple Crown CA. These were the 1, 3, 6, 15, 50, 75 cents, 1 rupee, 2, 3, 4, 5 and 10 rupees. The 3 cent and 6 cent both exist in two distinct shades.

A further change of watermark to Multiple Script CA took place during 1921-29, the issue comprising 1, 3, 6, 10, 12, 15, 25, 50, 75 cents, 1 rupee, 2, 3, 4, 5, 10, 20 and 30 rupees. There were colour changes and new values in 1922. Printed on Multiple Crown CA paper were 8 cents,

purple on pala yellow, and 10 cents, purple on pala yellow. On Multiple Script CA paper there were 3 cents yellow, 4 cents green, 6 cents purple on blue, 12 cents carmine-red and 20 cents indigo.

A new currency, based on 100 cents to the shilling necessitated changes in the stamps in 1926. An up-to-date portrait of the Sultan was used and the word cents was in seriffed capitals. The stamps were recess printed by De La Rue & Co, on Multiple Script CA paper. Values were 1, 3, 4, 6, 8, 10, 12, 20, 25, 50 and 75 cents.

The same printers produced a some-what similar set in 1936 but the word cents was now printed in sans serif capitals and the higher denominations were in shillings. The watermark was the same, Multiple Script CA, and the series, which was issued on 1st January comprised 5, 10, 20, 25, 30, 40, 50 cents, 1, 2, 5, 7.50, 10.

The Silver Jubilee of the Sultan was commemorated with four attractive stamps of similar design, issued on 9th December 1936. Recess printed by De La Rue & Co., they show the Sultan's portrait displayed against a background formed by one of the elaborate palace doorways. Values were 10, 20, 30 and 50 cents.

The Bi-centenary of the Al Busaid Dynasty was celebrated by a set of four stamps issued on 10th November 1944 showing a dhow with a background map depicting Zanzibar and Muscat. The issue comprised 10, 20, 50 cents and 1.

Victory in World War II was commemorated by overprinting the regular 10 cents and 30 cents stamps. "VICTORY ISSUE 8TH JUNE 1946" down the sides and across the base.

Zanzibar figures in the general Colonial commemorative omnibus issues for the Royal Silver Wedding on 10th January 1949 and the 75th Anniversary of the U.P.U. on 10th October 1949.

Printer De La Rue & Co recess printed a fresh series of stamps which were issued on 26th August 1952. The cents values featured a new portrait of the Sultan and the shilling denominations were oblong stamps picturing the Seyyid Khalifa Schools of Beit-el-Ras. Printed on Multiple on Multiple Script CA watermark paper, they were 5, 10, 15, 20, 25, 30, 35, 40, 50 cents, 1-, 2-, 5-, 7.50 and 10.

The Sultan's 75th birthday was commemorated by a set of five stamps of like design issued on 26th August 1954. They were photogravure printed by Harrison & Sons on chalk-surfaced paper, watermark Multiple Script CA. Above the Royal portrait the dates 1879-1954 are shown in English and Arabic.

STAMP COMPETITION

A public competition was held for designs for a new series of stamps in 1957. They were recess printed by

Bradburry, Wilkinson & Co. on paper watermarked Multiple St.Edward's Crown CA. The 5 cents and 10 cents depict Cloves; the 15 cents, 30 cents and 1.25- show Dhows; on the 20 cents the Sultan's barge, a present to Zanzibar by Queen Victoria, is seen; the 25 cents, 35 cents, 50 cents show a Map of the East African Coast; the 40 cents pictures the Malindini Minaret Mosque; the 1- and 2- feature the Dimbani Mosque whilst on the 5-, 7.50 and 10-, the exterior of Kibweni Palace is depicted.

His Highness Seyyid Sir Abdulla bin Khalifa ascended the throne of Zanzibar on 17th October 1960 and stamps bearing his portrait were issued a year later, on 17th October 1961. But for the change of portrait, the remained as in the previous set. The printers were Bradburry, Wilkinson & Co.

Zanzibar joined in the Colonial omnibus issue for freedom from Hunger Campaign by issuing a 1.30 stamp on 4th June 1963.

Uhuru (Independence) for Zanzibar became effective on 12 December, 1963. To celebrate this event, a commemorative set of four values was issued. Sultan Seyyid Sir Abdulla bin Khalifa died on July 2nd, 1963. His son, Sultan Seyyid Jamshid bin Khalifa succeeded him and the Uhuru issue was the first to depict his portrait.

Suddenly, one month after Uhuru, a violent revolution broke out in Zanzibar. The authorities were caught off their guard and in a matter of hours the Sultan had fled and the new regime had established itself.

The post offices did not open on Monday, 13th January, 1964, but on the following day they did and received orders from the new Government that all mail franked with Zanzibar stamps should, in addition to the normal postal cancellation, have the Sultan's portrait cancelled by a manuscript cross. This order remained in force until 3p.m on 17th January, when rubber stamps, bearing the inscription JAMHURI 1964, (Republic 1964,) were taken into use and the manuscript cross was thus superseded having been officially in use for only three and a half days. A blue ball-point pen had been used to make this additional cancellation on all stamps seen so far.

It should be noted, that owing to the violence of the revolution, virtually no use was made of the postal services on either the 14th or 15th of January; thus this additional cancellation was virtually only in force for two days.

Immediately after the revolution, the Postmaster General of Zanzibar was ordered to size the priceless collection of Zanzibar stamps on show in the local museum and to destroy all those bearing portraits of the past Sultans. Fortunately, he did not do this. Instead he placed them in a safe where, it is understood, they still remain (1965).

The rubber stamp referred to above was used, in the first place, on both the current Definitive set (which bore the portrait of Sultan Seyyid Sir Abdulla) and the Uhuru set. Subsequently, 85 copies of the "Freedom from Hunger" stamp were erroneously hand-stamped with this rubber stamp. These were despatched to Nairobi, Kenya on Registered Airmail covers. The date these stamps were postmarked in Zanzibar was during February 1964 and all of them bear a Nairobi receiving postmark.

The overprinting by hand lasted for 42 days (from 3p.m 17th January, 1964, until 27th February, 1964).

On the 28th February, a machine overprint bearing the same inscription, produced by Bradbury, Wilkinson was issued.

In the meanwhile, the Zanzibar Government had been in touch with the East German Authorities, who arranged for a new Definitive set to be printed by the German Bank Note Co. of Leipzig. This set was issued on 21st June, 1964, the previous two sets being withdrawn on 20th June.

To commemorate the anniversary of the revolution a set of four stamps was issued by the same East German Company.

Elsewhere in Tanganyika, events had been moving on the political front. As a result, a union between Tanganyika and Zanzibar was formally ratified on April 27th 1964.

To commemorate the union of Tanganyika and Zanzibar, a set of four stamps was issued on 7th July, 1964. These stamps bore the inscripting "*United Republic of Tanganyika and Zanzibar*". They were authorised to be used throughout the three territories served by the East African P. and T. Administration. Zanzibar, however, would not accept this issue.

Later in the year, the East African P. and T. Administration authorised a second commemorative set of four stamps in honour of the Olympic Games at Tokyo. These stamps were all inscribed "*Uganda, Kenya, Tanganyika and Zanzibar*".

The Zanzibar authorities again refused to recognise these stamps and dealt with them, if used in Zanzibar, in a similar manner to the previous commemorative set. The cover has usually been stamped with a Zanzibar Postmark. The covers have all been double taxed with Postage Due stamps.

A final note makes reference to a series of surcharged stamps prepared for Official use in January 1898. It is doubtful whether they were issued to the public. The 1anna, 1½ annas and 2 annas stamp of the period were surcharged "2½" in red, each in three different types.



Last Issue - 1967


Bibliography :

1. Zanzibar and its stamps Eric Glasgow. Ph.D. Gibous' Stamp Monthly, June 1961.
2. Indian Interests in Od Zanzibar Derek long, Ind Dak, November 1984.

* * * * *

DO YOU KNOW?

JAIPUR EXHIBITION IN SWEDEN :



Special Card and Special Cancellation issued on the occasion of an exhibition of Jaipur Stamps and Postal History in Sweden.

"Jaipur Philately" was the theme of a one man exhibition of Jaipur Stamps and Postal history, styled POSTEXPO, held by the well known collector of Indian States Mr. H. Brockenhuus Von Lowenhielm in Gothenburg, Sweden. The exhibition was held from 16 January to 1 March 1980. The exhibition had 40 frames and 3 showcases, all with Jaipur material from the collection of stamps, postal stationery, postal history, maps and literature belonging to Mr. Lowenhielm. A special card was brought out on the occasion and the Swedish Post Office gave a special cancellation drawn by Hasse Oden, with the motif being the 'Smiling Sun' cancellation of Khadar, Jaipur. The card together with the special cancellation is illustrated here. the cancellation was used only on the opening day of the exhibition.

(Courtesy : IND DAK, 1980)

* * * * *

Philatelic items for Sale


The details of the collections for sale are as below,

1. **India Stamp Collections** from 1947 to 2022(Total 430 sheets) of 22X 29 cm all album sheets covered by transparent cover in for Rexene bags. (1947to 1980 used, (1981 1982 Mint) and from 1983 all with first day cancellation). Total 2866 stamps.
2. Stamps of **Asian Countries** 29 Sheets of 22 X 29 album (Total 319 Nos)
3. Stamps of **European Countries** 69 sheets. (Total 596Nos)
4. Stamps of **Thematic Collections** 64 Sheets (Total Stamps 710)
5. **Rest of the world** 64 Sheets (Total stamps 892)
6. **Indian FDCs** from 2018 to2022 (Total 145 FDCs in separate album book
7. **Special Covers** from 1971 to 2022 inclusive of souvenir covers, Means of transport through ages etc all in 44.2X29 cm album sheets 150 sheets (TotalCovers 300)
8. **Miniature Sheets** 38 sheets, more than 100 miniature sheets affixed on 44.2X29 cm sheets.

The above collections have entered in different philatelic exhibitions in NEW DELHI, JAIPUR, COCHIN, TRICHY, COIMBATORE, CHENNAI etc. For more details please contact 9677 459415 or whatsapp 6381008913 Email id Kumarsampath11@gmail.com

If you are interested you can visit personally and inspect my collections and offer good and acceptable prices. You are welcome.

BOOK REVIEW :
PRINCELY STATES OF INDIA
A Philatelic Overview



This stately book cover's all aspects of philately of the 43 princely states of the Indian subcontinent who had their own postal services within their states competing against the Imperial Postal Service serving the British India area.

It is an eye opener, mainly targeting the Indian collector who is much inclined towards traditional and thematic philately but not known much about the neglected area of Indian philately, namely philately of the princely states.

Considering the abstract nature of the subject, the author has made going through the book enjoyable by adding petty and pretty notes on geography and history of the princely states. The sprinkling of pictures connected with the relevant states makes the treatment more attractive.

Attractively printed in multi-colour on art paper, this library edition of 370 pages comes at an affordable price of Rs.695/-. For enquiries contact Rolands Nelson at 99406 81750, Email : rolandsnelson8@gmail.com

* * * * *

PHILATELIC TIMELINE

1818 _____ 1898 _____ 1948 _____ 1984

What is considered to be the first Christmas stamp is the one Canada issued on December 7, 1898. It was printed in three colors and features a map of the world with the British Empire of 1898 shown in red.



An anecdote about this stamp, credits Queen Victoria as the inspiration for the "XMAS" legend and so the stamp was issued.

* * * * *

A Quarterly Bulletin of South India Philatelists' Association.

Founder Editor : Mr. M.T. Karunakaran
 Past Editor : Late Mr. G.Madan Mohan Das.

Executive Editor :
 Mr. J. Rolands Nelson,
 A21, Vista Heights, West Avenue,
 Thiruvanmiyur, Chennai - 600 041.
 Mob : 99406 81750

If undelivered please return to :
SOUTH INDIA PHILATELISTS ASSOCIATION
 C/o. Mr.C.G.BHASKAR
 28, Bronson Garden Road,
 Kilpauk, Chennai - 600 010.
 Mob : 9444491111

BOOK POST

PRINTED MATTER

To.

.....

.....

.....

.....

Pin Code :